

CLAUIA STRETCHER BED



Our primary objective is your *satisfaction*. Our *requirements* are as exacting as we would expect as a customer.

By supporting you from defining the product and throughout its life, we guarantee *high-performance* products, and a *responsive* and *high-quality service*.

We try, with humility, to *understand* your *use*, your *constraints* and to redefine the circuit of your patients to *improve* your *working conditions* and the *efficiency* of your *organization*.

We base our relationships on *shared trust*, making it our priority to be by your side for the *long term*.

UNDERSTAND YOUR USE, YOUR CONSTRAINTS

An essential component of day care & day surgery

From the surgery version to the chemotherapy version, CLAVIA replaces the bed in outpatient wards and day hospitals. Opt for the CLAVIA LSA SURGERY interchangeable surgical headrests, gutter armrests and the comfortable CLAVIA FCD trim, or the compactness and flexibility of the CLAVIA LSA.

Mobility

This very compact stretcher bed is fitted with a 5th directional wheel and diameter 150 mm double running wheels. Intuitive and easy steering requiring considerably reduced pushing efforts. No matter the weight, the chair is light and easy to handle.

Reliability

Our products, submitted to the LCIE Bureau Veritas laboratory, have been CE certified. They conform to ISO 14971, EN 60601-1, EN 60601-1-2 and EN 60601-1-6 standards. They are tested and secure. [Find out more](#)

Retractable handles

Their ergonomic shape make pushing easy and comfortable. Made from ultra-strong plastic, they don't rust. Under the backrest, the patient is stretched in the Comfort Position.



3-position barriers

Ensuring patient safety when in the high position, they offer two low positions: the first is dedicated to transfers, the barriers completely disappear under the lying surface. The second is devoted to surgical procedures, the patient's chest is free and the surgeon is free to move around.

Stability

With its two columns, the reliability of the CLAVIA is such that it can be used in the operating theater. Tested according to standard 60601-1, its high stability is certified.

All electric


From variable height to pre-programmed positions, the chair is electrically guided by its user. Offering comfort, autonomy and safety to the patient, in addition to being easy to use for the staff, it is quickly adopted by the day care department.

Ultra comfort

One button on the remote control to reach zero gravity. Immediate feeling of well-being, the Ultra Comfort position balances the body's pressure on the bed.

MOBILITY

Our chairs have been designed to make your daily life easier



We understand that your time is precious. Each second counts. That is why our chair is so easy to use. Its fifth directional wheel makes it light and intuitive. Its compactness simplifies your movements. Its double runner wheels adapt to any floor or obstacle. Its push handles, placed under the backrest for more comfort, perfectly fit the shape of your hands. **Improving your working conditions is one of our priorities.**

*Guaranteeing the **safety** of your patients*



Patient safety is not optional. Our products have been tested to meet the EN 60601-1 standard: jamming, stability, maneuverability, braking efficiency, etc. The patient can safely be left alone. In an emergency, the Trendelenburg or Reverse Trendelenburg or CPR (cardiopulmonary resuscitation) positions can be reached within seconds.



RELIABILITY

*High-quality components,
Long-term use,
A reduced environmental footprint*



Our environmental awareness has led us towards an eco-friendly design. BMB MEDICAL is concerned about the ecological impact of its products at each stage of their life cycle. This commitment is reflected in actions on packaging, the "4R" policy (Reduce, Replace, Recycle, Rethink) and in our efforts on materials. Our products are designed and approved in accordance with standard IEC60601-1-9 that defines the requirements for eco-friendly design.



Our products are tested with constraints that are significantly higher than those it will be subjected to in daily use: 533 kg on the backrest, 924 kg on the lying surface, etc. Our columns are maintenance-free. Our sleeping surfaces are made from an extremely resistant and rot-proof material. Our corner protections are resistant to shocks and aging. **Choosing BMB MEDICAL is a guarantee of quality all while offering significant savings on your maintenance budget.**

FOCUS ON DAY SURGERY



The CLAVIA LSA SURGERY has been **designed for day surgery** taking into account **the surgeon's comfort**. In the surgery position, the guards completely free the backrest, enabling the surgeon to operate **as close as possible to the patient**. They are placed at the **correct height** to avoid interference during endoscopy. The push bars retract to **leave the field free for the surgeon**. The foot pedal is used to **adjust the height of the chair**, even when in **sterile** clothing. The magnetic cushions and headrests are interchangeable depending on the type of procedure.

DAY HOSPITAL

Choose relaxation, choose CLAVIA



More **compact**, but **as comfortable as a bed**, the fully electric CLAVIA FCD chair offers **rest and relaxation** to the patient. **Independent thanks to its remote control**, the patient can use pre-programmed positions to settle down before and during their treatment. By distributing body pressure evenly over the mattress, **the Ultra Comfort position** provides **immediate well-being**. The footrest can be adjusted to limit cramps. The **360° multi-directional armrest** conforms to the shape of the arm, follows the inclination of the backrest and is height-adjustable. It is replaced by **guards** for the FSP version.



CONTENTS

▶ CLAVIA LSA CHIR

▶ CLAVIA LSA
LSA KIDS

▶ CLAVIA FCD

▶ CLAVIA FSP




STRETCHER BED CLAVIA LSA SURGERY

Compact, it replaces a bed by optimizing space

Ultra Comfort Position, it reduces patient stress

Mobile, it is equipped with a 5th directional wheel and push bars under the backrest

Stable, it ensures patient safety



CLAVIA LSA SURGERY fits perfectly into the fast-track patient circuit, or directly into the day surgery unit.

From installation to the moment they leave the room, the patient no longer needs to be transferred. The procedure is performed directly on the chair.

Its remarkable mobility ensures good conditions of use for nursing staff.

CLAVIA LSA SURGERY is intended for ophthalmology, stomatology, ENT, hand surgery, colonoscopy, gastroscopy, etc.

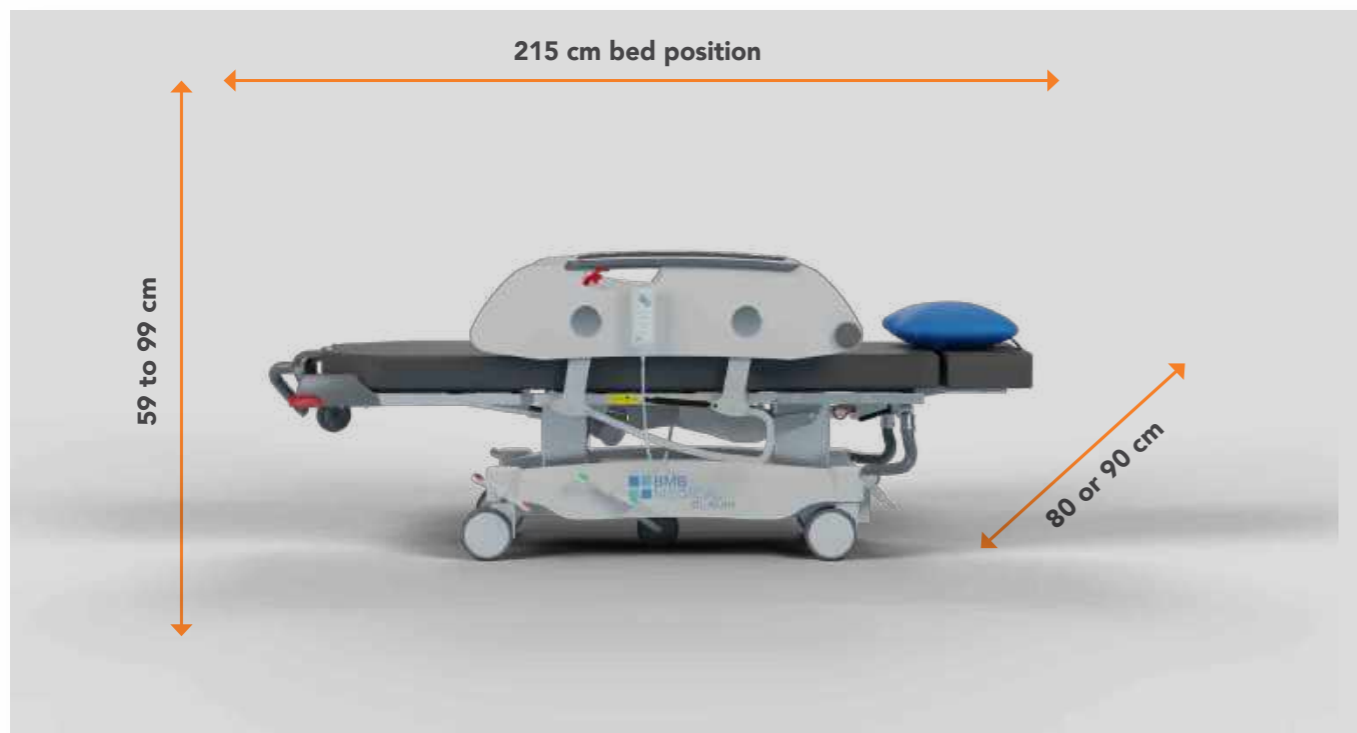


CLAVIA LSA SURGERY

CLAVIA LSA SURGERY DIMENSIONS

	LENGTH	WIDTH	HEIGHT
OVERALL	155 cm chair position 213 cm bed position	80 or 90 cm	59 to 99 cm
MATTRESS BASE	65 x 200 cm, 75 x 200 cm		

SAFE WORKING LOAD : 200 Kg



NON-CONTRACTUAL PHOTOS - PRODUCTS FITTED WITH ACCESSORIES

CLAVIA LSA SURGERY fits perfectly into the patient circuit in fast-track or directly in the surgery unit.

Combining comfort, ergonomics and aesthetics, our products are designed to accommodate and meet the needs of patients and caregivers.

Stretcher bed for day surgery

- 3-sectional mattress base : 65 x 200 cm, 75 x 200 cm
- Removable mattress made of high resilience foam (35 kg/m³), thickness 10 cm
- Removable cover of PVC coated Jersey, colour: **slate grey**
- 2 section backrest with a removable head section to fasten a surgery head rest for ophthalmology, stomatology and ENT
- Electrically assisted height adjustment on 2 LINAK columns : 59 - 99 cm
- Electrically (LINAK) assisted Trendelenburg (15°) / Reverse Trendelenburg (6°)
- Electrically (LINAK) assisted backrest, manual release
- Electrically (LINAK) assisted leg rest 0 - 60°
- Digital actuators allowing 6 programmed positions: Welcome, Relax, Reverse Trend, Secured Trendelenburg position, CPR
- Heavy duty design. Steel frame with powder coating
- ABS bonnet
- Double running wheels with central braking system Ø 150 mm including 5th directional wheel
- Drop-down laminated side guards. Length 110 x Height 27cm above mattress
- 3 positions side rails. High security position. Lock position for easy access. Surgery position (ENT, Stomatology, Hand surgery, colonoscopy)
- Bumpers on 2 corners at foot end fitted with holder for accessories
- 2 holders on siderails for IV pole
- Technical rails on backrest at both sides
- Foldable push bars below backrest
- Battery




2 section backrest with a removable head section to fasten a surgery head rest for ophthalmology, stomatology and ENT.

6 programmed positions : Welcome, Relax, Reverse Trend, Secured Trendelenburg position, CPR



Double running wheels with central braking system Ø 150 mm including 5th directional wheel



Electrically Trendelenburg (15°) Reverse Trendelenburg (6°)



3 positions side rails

ACCESSORIES




Anti-static system
CLORA



Comfort pillow (blue)
ACC-CTB



Without the standard headrest
(depreciation)
CLOST



Removable IV pole, 2-stage, 2 hooks
TSR2




Holder for oxygen cylinder
(incompatible with the option CLOEC)
CLOSO2



Cable reel (incompatible with the option
CLOSO2)
CLOEC



Articulated removable surgery
head rest for ophthalmology
+ hollow cushion
LCA-OPH




Articulated removable surgery
head rest for stomatology +
flat cushion
LCA-PLA



Removable surgery head rest for
stomatology and ENT
LCA-STO



Additional hollow cushion
LCA-CC



Additional flat cushion
LCA-CP

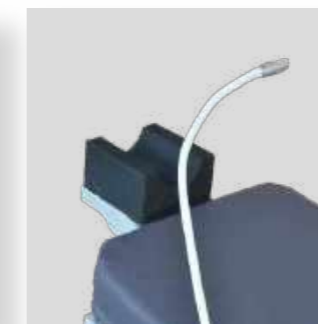


Head rest support. Fixation
on technical rails
LCA-SUP

REFERENCE	DESCRIPTION
CLORA	Anti-static system
ACC-CTB	Comfort pillow (blue)
CLOST	Without the standard headrest (depreciation)
TSR2	Removable IV pole, 2-stage, 2 hooks
CLOSO2	Holder for oxygen cylinder (incompatible with the option CLOEC)
CLOEC	Cable reel (incompatible with the option CLOSO2)
CROBPP	Foldable push bars foot-end
LCA-OPH	Articulated removable surgery head rest for ophthalmology + hollow cushion
LCA-PLA	Articulated removable surgery head rest for stomatology + flat cushion
LCA-STO	Removable surgery head rest for stomatology and ENT
LCA-CC	Additional hollow cushion for articulated removable surgery headrest
LCA-CP	Additional flat cushion for articulated removable surgery headrest
LCA-SUP	Head rest support. Fixation on technical rails
CLORD	Width of the backrest 60 cm for CLAVIA LSA CHIR 70 only. Equipped with DIN rails
FSC	Holder for operating field, with connection for oxygen
LSA PROTEC	Mattress protection at foot end
PSU	Attachment hooks for bags on both sides below the patient surface
EQUI	Equipotential connection
CLOHVP	Foot pedal control for variable height (in addition of the wired remote control)



Width of the backrest 60 cm for
CLAVIA LSA CHIR 70 only.
Equipped with DIN rails
CLORD



Holder for operating field, with
connection for oxygen
FSC



Mattress protection at foot end
LSA PROTEC



Foot pedal control for
variable height (in addition
of the wired remote control)
CLOHVP



Attachment hooks for bags on both
sides below the patient surface
PSU



STRETCHER BED CLAVIA LSA

The CLAVIA LSA is suitable for patient management in day surgery departments.

All its movements are electric.

Comfortable and easy to handle, it can replace a bed in an outpatient department by optimizing space.

Equipped with 6 pre-programmed positions, it is quick and intuitive to use.

A wide range of accessories are available to adapt it to any type of use.

Ultra Comfort Position, reduces patient stress

Mobile, it is equipped with a 5th directional wheel and push bars under the backrest

Compact, it replaces a bed by optimizing space

Intuitive with 6 pre-programmed positions

Stable it ensures patient safety



CLAVIA LSA

CLAVIA LSA DIMENSIONS

	LENGTH	WIDTH	HEIGHT
OVERALL	155 cm chair position 219 cm bed position	80, 90 cm	59 to 99 cm
MATTRESS BASE	65 x 200 cm or 75 x 200 cm		

SAFE WORKING LOAD: 250 kg



NON-CONTRACTUAL PHOTOS - PRODUCTS FITTED WITH ACCESSORIES

The CLAVIA LSA is suitable for patient management in outpatient departments.

Combining comfort, ergonomics and aesthetics, our products are designed to meet the needs of patients and caregivers.

Stretcher bed for day care

- 3-sectional mattress base : 65 x 200 cm, 75 x 200 cm
- Removable mattress made of high resilience foam (35 kg/m³), thickness 10 cm
- Removable cover of PVC coated Jersey, colour: slate grey
- Electrically assisted height adjustment on 2 LINAK columns : 59 - 99 cm
- Electrically (LINAK) assisted Trendelenburg (15°) / Reverse Trendelenburg (6°)
- Electrically (LINAK) assisted backrest, manual release
- Electrically (LINAK) assisted leg rest 0 - 60°
- Digital actuators allowing 6 programmed positions: Welcome, Relax, Reverse Trend, Secured Trendelenburg position, CPR
- Machine-welded steel frame, epoxy coated
- Frame protection cover
- Double running wheels with central braking system Ø 150 mm including 5th directional wheel
- Drop-down laminated side guards. Length 110 x Height 27cm above mattress
- 3 positions side rails. High security position. Lox position for easy access. Surgery position (ENT, Stomatology, Hand surgery, colonoscopy)
- Bumpers on all 4 corners fitted with holder for accessories
- 2 holders on siderails for IV pole
- Foldable push bars below backrest
- Battery

6 programmed positions :
Welcome, Relax, Reverse Trend, Secured Trendelenburg position, CPR



Double running wheels with central braking system Ø 150 mm including 5th directional wheel



Electrically Trendelenburg (15°)
Reverse Trendelenburg (6°)



3 positions side rails



Foldable push bars below backrest


ACCESSORIES



Anti-static system
CLORA



Comfort pillow (blue)
ACC-CTB



Removable IV pole, 2-stage, 2 hooks
TSR2



Holder for oxygen cylinder
(incompatible with the option CLOEC)
CLOSO2




Cable reel (incompatible
with the option CLOSO2)
CLOEC



Foldable push bars head-end and foot-end
CROBPT CROBPP




Mattress protection at foot end
LSA PROTEC



High Comfort mattress, high quality
foam (35kg/m3), 2cm thick viscoelastic
layer (total height : 12cm)
MMM



Paper roll dispenser at the head-end
(incompatible with BPSRB)
CROSP



Attachment hooks for bags on both
sides below the patient surface
PSU



Side rail padded cushions (pair)
CLOCL

REFERENCE	DESCRIPTION
CLORA	Anti-static system
ACC-CTB	Comfort pillow (blue)
TSR2	Removable IV pole, 2-stage, 2 hooks
CLOSO2	Holder for oxygen cylinder (incompatible with the option CLOEC)
CLOEC	Cable reel (incompatible with the option CLOSO2)
CROBPT	Foldable push bars head-end
CROBPP	Foldable push bars foot-end
LSA PROTEC	Mattress protection at foot end
MMM	High Comfort mattress, high quality foam (35kg/m3), 2cm thick viscoelastic layer (total height : 12cm)
CROSP	Paper roll dispenser at the head-end (incompatible with BPSRB)
PSU	Attachment hooks for bags on both sides below the patient surface
EQUI	Equipotential connection
CLOCL	Side rail padded cushions (pair)





CLAVIA KIDS is a specific paediatric stretcher bed for day care.

CLAVIA KIDS complies, with its specific side rails and paediatric kit at head-end, with the requirements from April, 26th, 2010 of the French Medical Safety Agency ANSM with regard to children under 146 cm.

Fully electric, CLAVIA KIDS enables everyday medical staff using. It permits space optimization by replacing medical bed in day care units.

Very comfortable and with a playful design, CLAVIA KIDS will bring psychological comfort to children.



CLAVIA USA KIDS PAEDIATRIC STRETCHER BED

REFERENCE	DESCRIPTION
CLOBP	Polycarbonate paediatric side rails (instead of the standard side rails)
CLOKT	Paediatric kit head-end
CLOKCL	Lateral protection cushion for paediatric side rails
CLOKCT	Head protection cushion (CLOKCL obligatory)





Polycarbonate paediatric side rails (instead of the standard side rails)
CLOBP



Paediatric kit head-end
CLOKT



Lateral protection cushion for paediatric side rails and Head protection cushion (CLOKCL obligatory)
CLOKCL & CLOKCT





CLAVIA FCD CHEMOTHERAPY CHAIR

Comfortable, it has an ultra comfort position and a bed position

Compact, it replaces a bed by optimizing space

Stable it ensures patient safety



CLAVIA FCD is a chemotherapy / dialysis chair with electric movements.

Comfortable, it allows patient management during a lengthy care procedure.

Equipped with 6 pre-programmed positions, it is quick and intuitive to use.



CLAVIA FCD

CLAVIA FCD DIMENSIONS

	LENGTH	WIDTH	HEIGHT
OVERALL	145 cm chair position 202 cm bed position	98 or 108 cm	59 to 99 cm
MATTRESS BASE	65 x 200 cm or 75 x 200 cm		

SAFE WORKING LOAD: 250 kg



NON-CONTRACTUAL PHOTOS - PRODUCTS FITTED WITH ACCESSORIES


CLAVIA FCD is a Chemotherapy & Dialysis treatment stretcher bed with electric movements.

Combining comfort, ergonomics and aesthetics, our products are designed to accommodate and meet the needs of patients and caregivers.

CLAVIA FCD Chemotherapy & Dialysis treatment stretcher bed with electric movements

- 3-sectional mattress base : 65 x 200 cm or 75 x 200 cm
- Fixed mattress made of high resilience foam (35 kg/m³), width. 10 cm
- PVC coated Jersey
- Adjustable headrest
- Electrically assisted height adjustment on 2 LINAK columns : 59 - 99 cm
- Electrically (LINAK) assisted Trendelenburg (15°)/ Reverse Trendelenburg (6°)
- Electrically (LINAK) assisted backrest, manual release
- Electrically (LINAK) assisted leg rest 0 - 60°
- Digital actuators allowing 6 programmed positions: Welcome, Relax, Reverse Trend, Secured Trendelenburg position, CPR
- Machine-welded steel frame, epoxy coated
- Frame protection cover
- 4 lockable castors Ø 125 mm
- Anatomic shaped armrest following the backrest inclination. Adjustable in height (2 positions)and in all directions. Retractable behind the backrest for lateral transfer of the patient
- 2 holders on siderails for IV pole

4 lockable castors Ø 125 mm



6 programmed positions: Welcome, Relax, Reverse Trend, Secured Trendelenburg position, CPR



Electrically Trendelenburg (15°)
Reverse Trendelenburg (6°)



Anatomic shaped armrest



Adjustable headrest

ACCESSORIES



Anti-static system
CLORA




Castors Ø 125 mm
with central brake
CLOSR1



Double running castors Ø 150 mm
with central brake
CLOSR2



5th wheel
CLO5E



Removable IV pole, 2-stage, 2 hooks
TSR2



Fixed push bars head-end
CLOBPT



Cable reel with remote holder
CLOEC



Paper roll dispenser at the head-end
CLOSR



Adjustable electric footrest
CLOPE



Removable Crystal protection for leg
rest / Removable Crystal protection
for footrest
PROTEC RJ and or RP



High Comfort mattress
CLGMGC



Fixed I-Pad support
with antitheft device
SUPTAB

REFERENCE	DESCRIPTION
CLORA	Anti-static system
CLOSR1	Castors Ø 125 mm with central brake
CLOSR2	Double running castors Ø 150 mm with central brake
CLO5E	5th wheel
CLOBA	Battery (50 cycles)
TSR2	Removable IV pole, 2-stage, 2 hooks
CLOBPT	Fixed push bars head-end
CLOEC	Cable reel with remote holder
CLOSR	Paper roll dispenser at the head-end
CLOPE	Adjustable electric footrest
PROTEC RJ	Removable Crystal protection for leg rest
PROTEC RP	Removable Crystal protection for footrest
CLGMGC	High Comfort mattress, high quality foam (35 kg/m ³) + 2 cm thick viscoelastic layer (total height : 12 cm)
SUPTAB	Fixed I-Pad support with antitheft device
PSU	Attachment hooks for bags on both sides below the patient surface
EQUI	Equipotential connection
CLOPR	Meal tray : 42 x 32 cm (CLOSPR obligatory)
CLOSPR	Meal tray support



Attachment hooks for bags on both
sides below the patient surface
PSU



Meal tray : 42 x 32 cm
(CLOSPR obligatory)
CLOPR



COLOR CHART URBAN TEXTILE M1 CLAVIA FCD



TOMATO



ABSINTHE



DEEP OCEAN



FUCHSIA



PANSY



PLUM



PETROL



GREY



CLASSIFICATION

M1 / AM 18 / EN 1021.1-2-3.

Fine grain, mat and gentle to the touch.
Rot-proof cotton base.

Composition : PVC 83 % / Coton 17 %

Thickness: 1,2 mm +/- 0,1 mm

Light resistance : >= 6

Martindale abrasion : 100 000 cycles

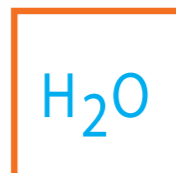
Waterproof

Phthalate-Free

Effective against bacteria (MRSA)



Effective against bacteria (MRSA)



Solvent-free



Fire classification



Martindale abrasion 100000 cycles



Phthalate-free



Waterproof



CLAVIA FSP MULTIPURPOSE CARE CHAIR

Comfortable, it has an ultra comfort position and a bed position

Compact, it replaces a bed by optimizing space

Stable it ensures patient safety



CLAVIA FSP is a versatile treatment chair with electric movements.

Comfortable and easy to handle, it is intended for care services or outpatient examinations.

Lightweight, it simplifies patient transfer.

Equipped with 6 pre-programmed positions, it is quick and intuitive to use.



CLAVIA FSP

CLAVIA FSP DIMENSIONS

	LENGTH	WIDTH	HEIGHT
OVERALL	145 cm chair position 208 cm bed position	80 or 90 cm	59 to 99 cm
MATTRESS BASE	65 x 200 cm or 75 x 200 cm		

SAFE WORKING LOAD: 250 kg



NON-CONTRACTUAL PHOTOS - PRODUCTS FITTED WITH ACCESSORIES

CLAVIA FSP is a multi purpose electric care chair.

Combining comfort, ergonomics and aesthetics, our products are designed to accommodate and meet the needs of patients and caregivers.

CLAVIA FSP Multipurpose stretcher bed

- 3-sectional mattress base : 65 x 200 cm or 75 x 200 cm
- Fixed mattress made of high resilience foam (35 kg/m³), width. 10 cm
- PVC coated Jersey
- Adjustable headrest
- Electrically assisted height adjustment on 2 LINAK columns : 55 - 99 cm
- Electrically (LINAK) assisted Trendelenburg (15°) / Reverse Trendelenburg (6°)
- Electrically (LINAK) assisted backrest, manual release
- Electrically (LINAK) assisted leg rest 0 - 60°
- Digital actuators allowing 6 programmed positions: Welcome, Relax, Reverse Trend, Secured Trendelenburg position, CPR
- Push bars
- Machine-welded steel frame, epoxy coated
- Frame protection cover
- Castors with central braking system Ø 125 mm, including 2 directional ones
- Drop-down laminated side guards. Length 110 x Height 27cm above mattress
- 2 holders on siderails for IV pole
- Battery

6 programmed positions:
Welcome, Relax, Reverse
Trend, Secured Trendelen-
burg position, CPR



Castors with central braking system Ø 125 mm, including 2 directional ones



Push bars



Adjustable headrest



Drop-down laminated side guards

ACCESSORIES




Anti-static system
CLORA



Double running castors Ø 150 mm
with central brake
CLO150



5th wheel
CLO5E



Removable IV pole, 2-stage, 2 hooks
TSR2



Cable reel with remote holder
CLOEC



Paper roll dispenser at the head-end
CLOSR



Adjustable electric footrest
CLORPE



Removable Crystal protection for leg
rest / Removable Crystal protection
for footrest
PROTEC RJ and or RP



High Comfort mattress
CLGMGC



Side rail padded cushions (pair)
CLOCL



Attachment hooks for bags on both
sides below the patient surface PSU

REFERENCE	DESCRIPTION
CLORA	Anti-static system
CLO150	Double running castors Ø 150 mm with central brake
CLO5E	5th wheel
TSR2	Removable IV pole, 2-stage, 2 hooks
CLOEC	Cable reel with remote holder
CLOSR	Paper roll dispenser at the head-end
CLORPE	Adjustable electric footrest
PROTEC RJ	Removable Crystal protection for leg rest
PROTEC RP	Removable Crystal protection for footrest
CLGMGC	High Comfort mattress, high quality foam (35 kg/m ³) + 2 cm thick viscoelastic layer (total height : 12 cm)
PSU	Attachment hooks for bags on both sides below the patient surface
EQUI	Equipotential connection
CLOCL	Side rail padded cushions (pair)



COLOR CHART URBAN TEXTILE M1 CLAVIA FSP



TOMATO



ABSINTHE



DEEP OCEAN



FUCHSIA



PANSY



PLUM



PETROL



GREY



CLASSIFICATION

M1 / AM 18 / EN 1021.1-2-3.

Fine grain, mat and gentle to the touch.
Rot-proof cotton base.

Composition : PVC 83 % / Coton 17 %

Thickness: 1,2 mm +/- 0,1 mm

Light resistance : >= 6

Martindale abrasion : 100 000 cycles

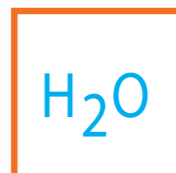
Waterproof

Phthalate-Free

Effective against bacteria (MRSA)



Effective against bacteria (MRSA)



Solvent-free



Fire classification



Martindale abrasion 100000 cycles



Phthalate-free



Waterproof



Tél : +33 (0)4 74 08 71 71
Fax : +33 (0)4 74 08 71 72
info@bmb-medical.com

100 Av. du Formans - CS 11001
01604 TREVOUX Cedex
FRANCE

www.bmb-medical.com